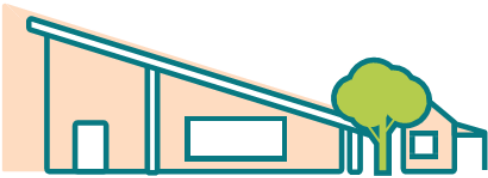




# Evanston Gardens Primary School



2024 annual report to the Community

## Evanston Gardens Primary School

Evanston Gardens Primary School number: 142

Partnership: Greater Gawler



School principal:

Nikki Priestman

*Nikki Priestman*

Date of endorsement:

11/02/2025



Government  
of South Australia  
Department for Education

# Context Statement

Evanston Gardens Primary School caters for students from R-6. At the time of this report, the enrolment in 2024 is 233. Evanston Gardens Primary School is classified as Category 3 on the Department for Education Index of Educational Disadvantage. At the time of this report, the school population includes 10% Aboriginal students, 11% students with disabilities, 2% children/young people in care. Further information about the school is available on the school's website (including its context statement), as well as the My School website.

Data Source: Department for Education data holdings from Mid census captured in AUGUST 2024

## Governing Council Report

Thank you to all the parents and community members who contributed to the governing council in 2024.

### Governing Council 2024

Chairperson – Alicia Maxwell

Deputy Chairperson – Racheal Curyer

Secretary – Kim Hamilton-Waycott

Treasurer – Vicky Harrold

Jess Roff

Susan Bloodworth

In 2024 the governing council supported the governance of the school by providing an input from the community members of the school.

It was a very successful year of fundraising events including:

- Easter hot cross buns in partnership with Gawler South Bakery
- Schnitzel Night at the Gawler Arms Hotel
- Mothers and Fathers Day stalls
- Online Auction of donated goods
- Scholastic Book Fair
- End of Year Raffle

Thank you to the volunteers, community members and businesses who contributed, we appreciate your generous support.

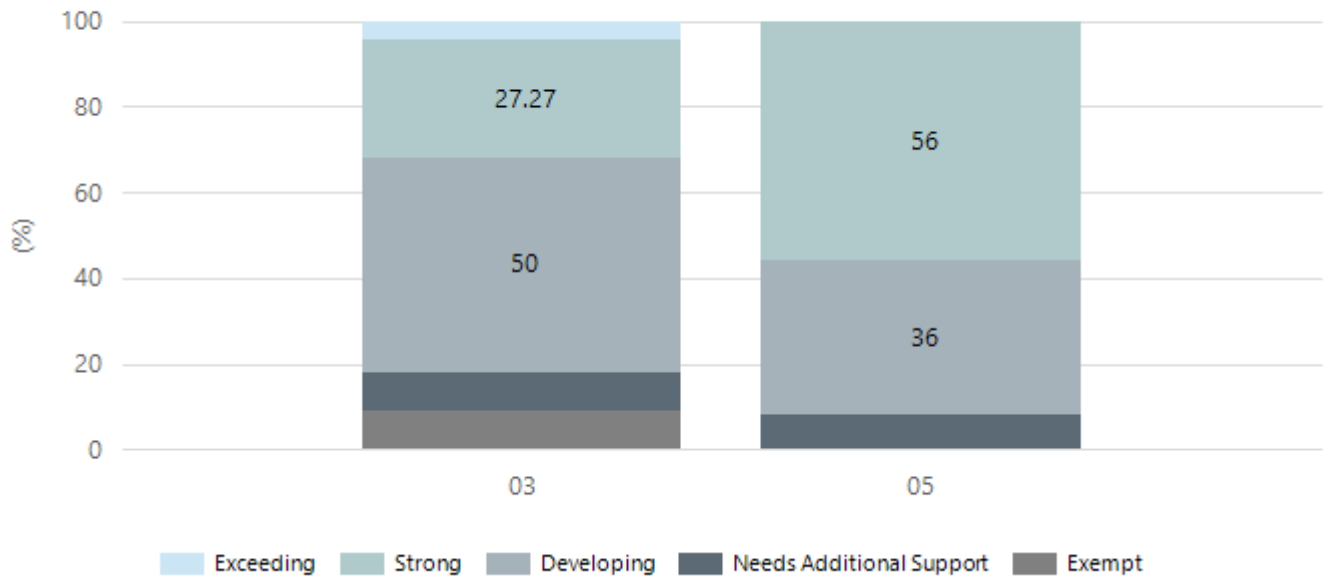
We invite other parents, carers and community members to join us in volunteering and consider joining the governing council in 2025

## Performance Summary

### NAPLAN Proficiency

In 2023 the Australian Curriculum, Assessment and Reporting Authority (ACARA) - a Commonwealth Independent statutory authority - announced changes to NAPLAN performance reporting. The new approach replaces the previous numerical NAPLAN bands and the national minimum standard.

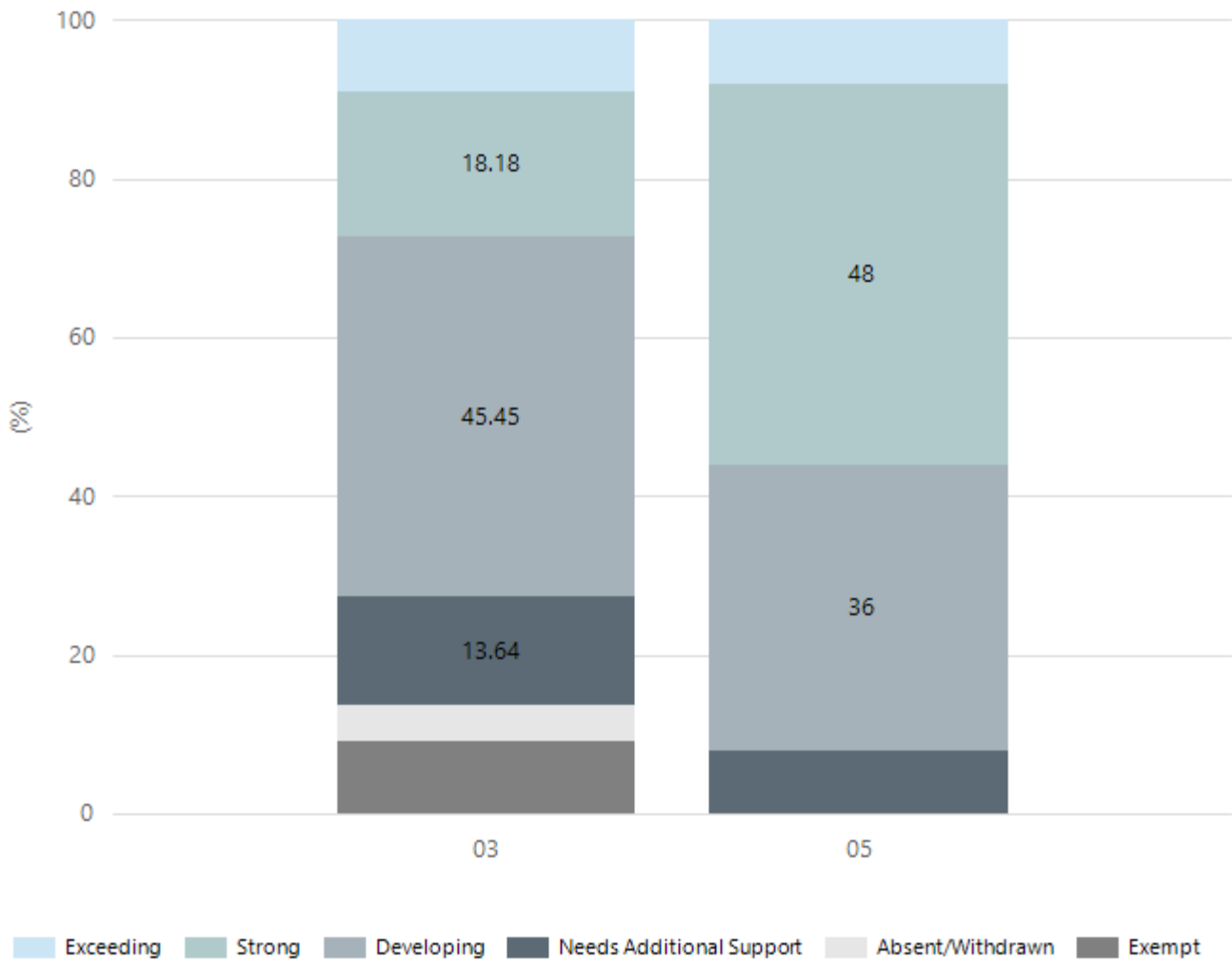
## Numeracy



Year Level	03	05
Exceeding	1	
Strong	6	14
Developing	11	9
Needs Additional Support	2	2
Exempt	2	
Total	22	25

Data Source: Department for Education Assessment Data Holdings, 2024. If there are less than 6 students who sat NAPLAN in a school, no information will be shown. If a year level has less than 6 students, that year level will not be shown in NAPLAN results.

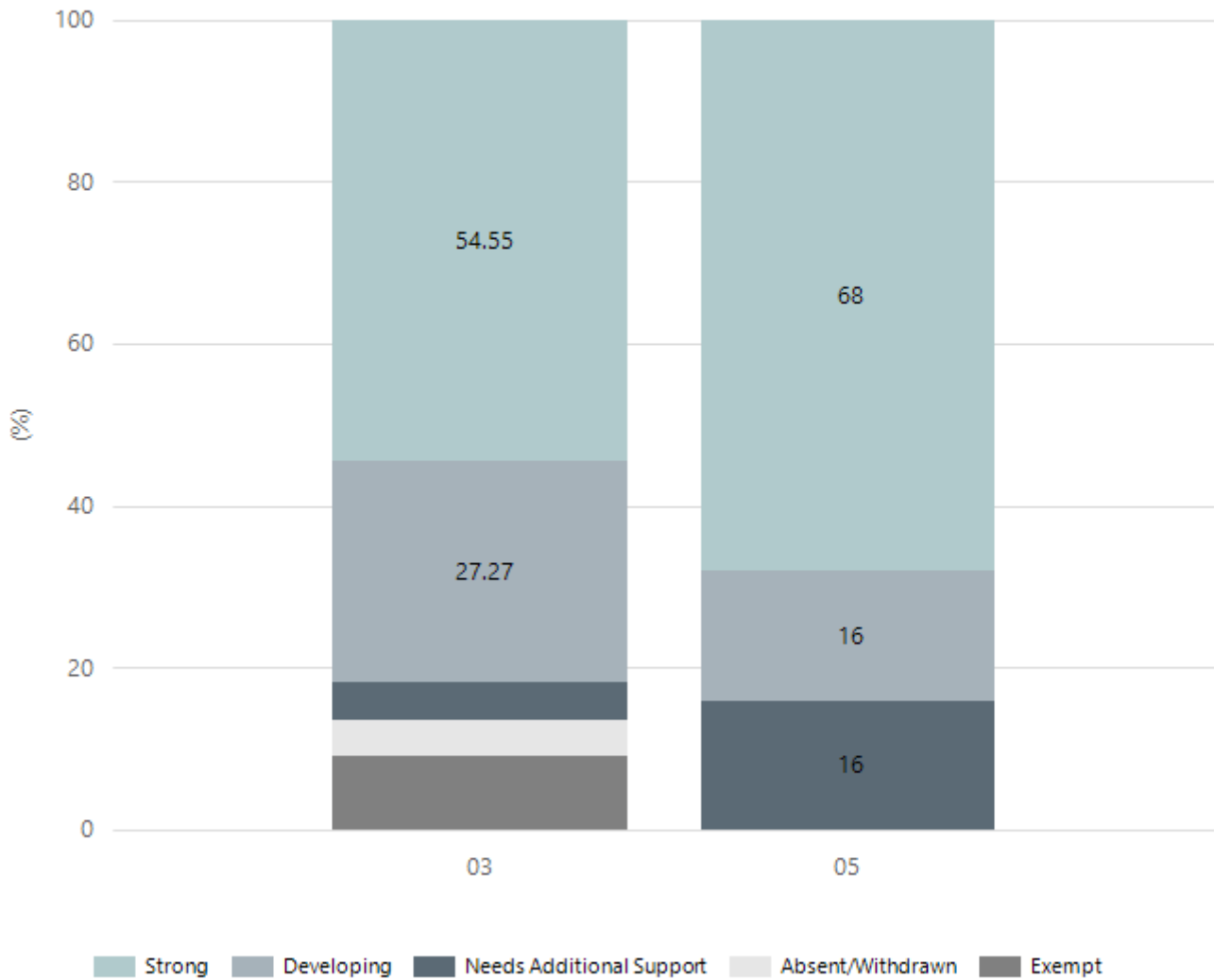
## Reading



Year Level	03	05
Exceeding	2	2
Strong	4	12
Developing	10	9
Needs Additional Support	3	2
Absent/Withdrawn	1	
Exempt	2	
Total	22	25

Data Source: Department for Education Assessment Data Holdings, 2024. If there are less than 6 students who sat NAPLAN in a school, no information will be shown. If a year level has less than 6 students, that year level will not be shown in NAPLAN results.

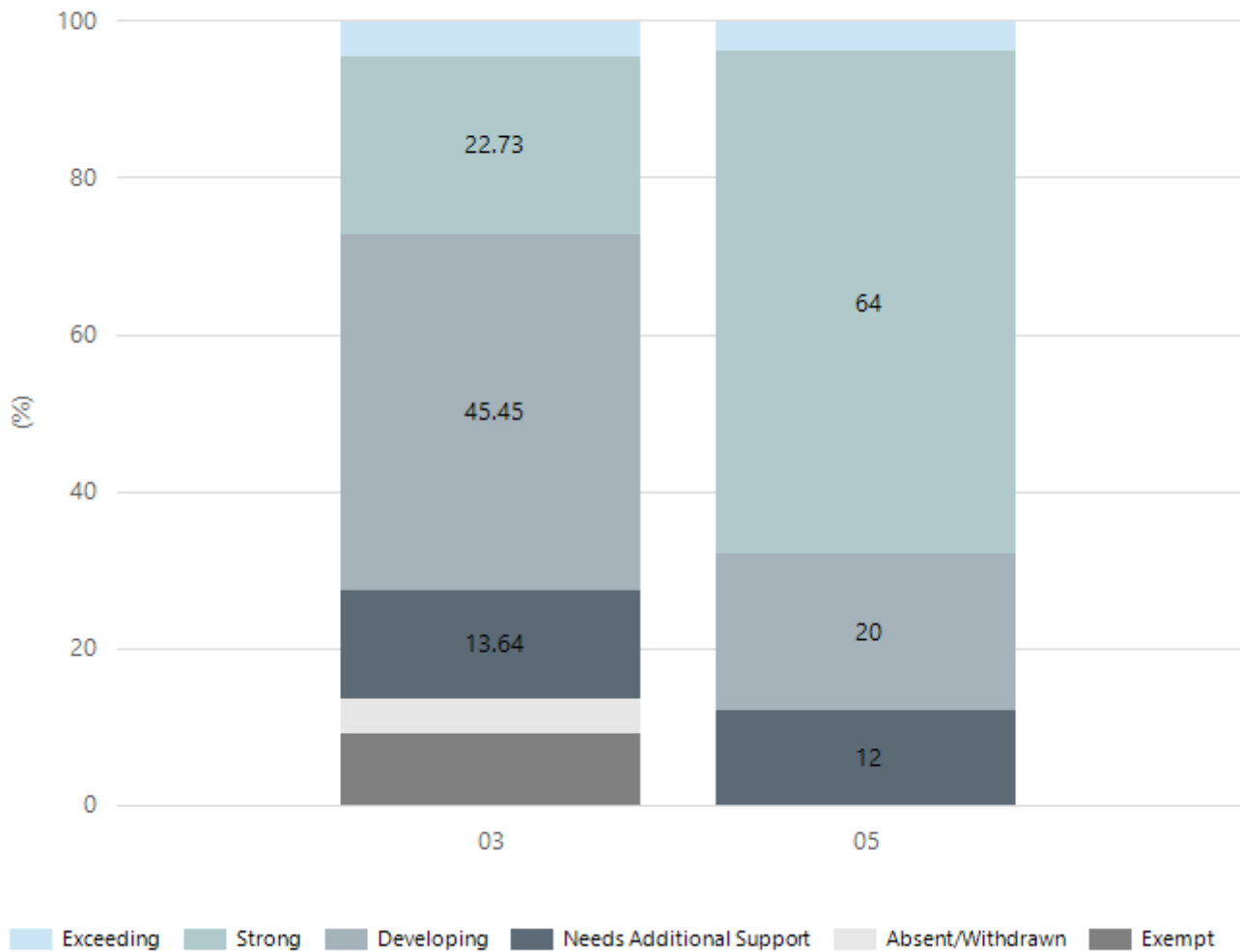
## Writing



Year Level	03	05
Strong	12	17
Developing	6	4
Needs Additional Support	1	4
Absent/Withdrawn	1	
Exempt	2	
Total	22	25

Data Source: Department for Education Assessment Data Holdings, 2024. If there are less than 6 students who sat NAPLAN in a school, no information will be shown. If a year level has less than 6 students, that year level will not be shown in NAPLAN results.

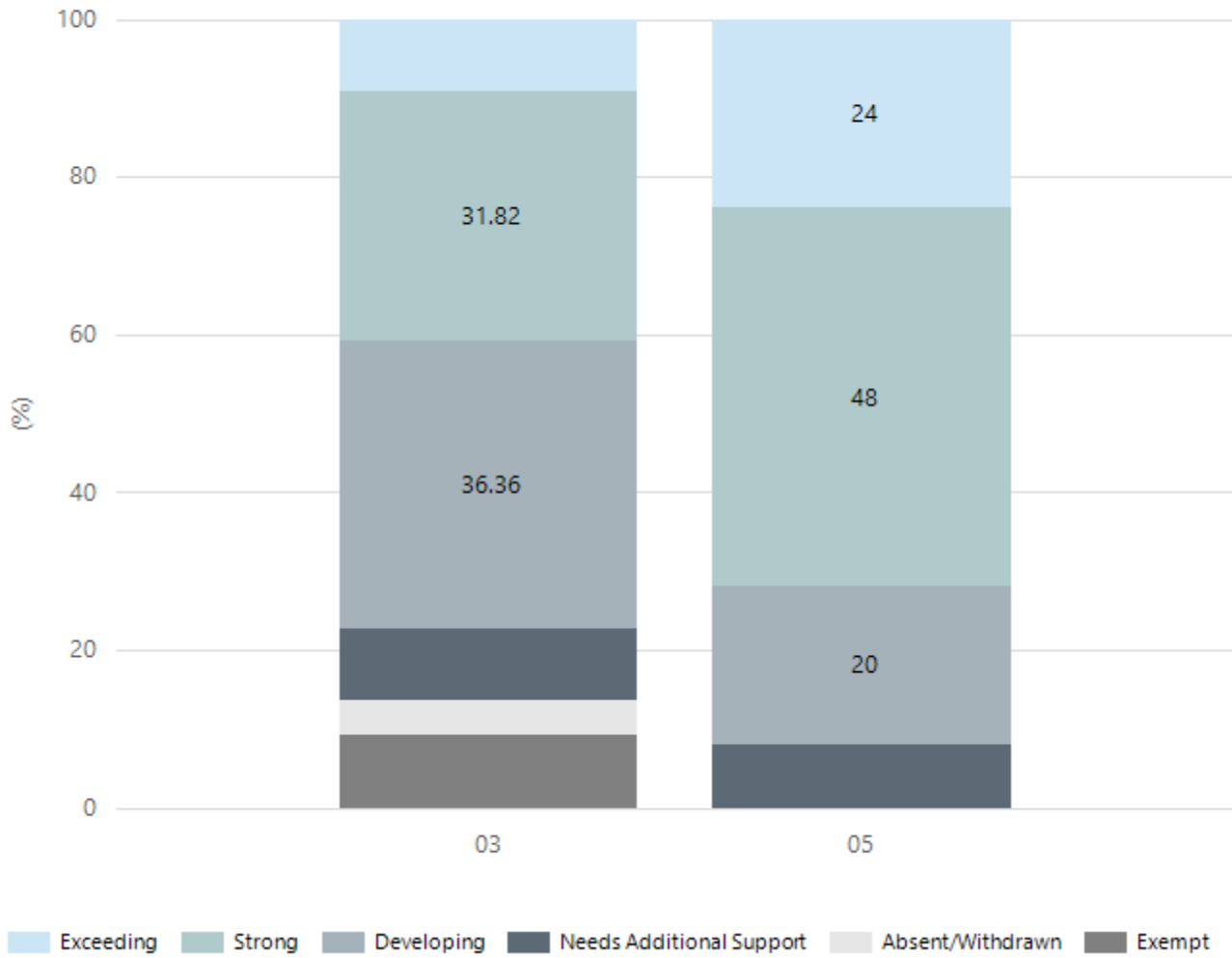
## Grammar



Year Level	03	05
Exceeding	1	1
Strong	5	16
Developing	10	5
Needs Additional Support	3	3
Absent/Withdrawn	1	
Exempt	2	
Total	22	25

Data Source: Department for Education Assessment Data Holdings, 2024. If there are less than 6 students who sat NAPLAN in a school, no information will be shown. If a year level has less than 6 students, that year level will not be shown in NAPLAN results.

## Spelling



Year Level	03	05
Exceeding	2	6
Strong	7	12
Developing	8	5
Needs Additional Support	2	2
Absent/Withdrawn	1	
Exempt	2	
Total	22	25

Data Source: Department for Education Assessment Data Holdings, 2024. If there are less than 6 students who sat NAPLAN in a school, no information will be shown. If a year level has less than 6 students, that year level will not be shown in NAPLAN results.





## School Attendance

Year Level	2022	2023	2024
Reception	88.4%	87.1%	86.6%
Year 01	80.9%	89.5%	86.4%
Year 02	84.7%	84.6%	92.2%
Year 03	87.6%	85.1%	90.6%
Year 04	80.1%	84.5%	86.3%
Year 05	81.7%	77.0%	87.6%
Year 06	72.5%	85.4%	82.3%
Primary Other			77.9%
Total	83.1%	84.9%	87.3%

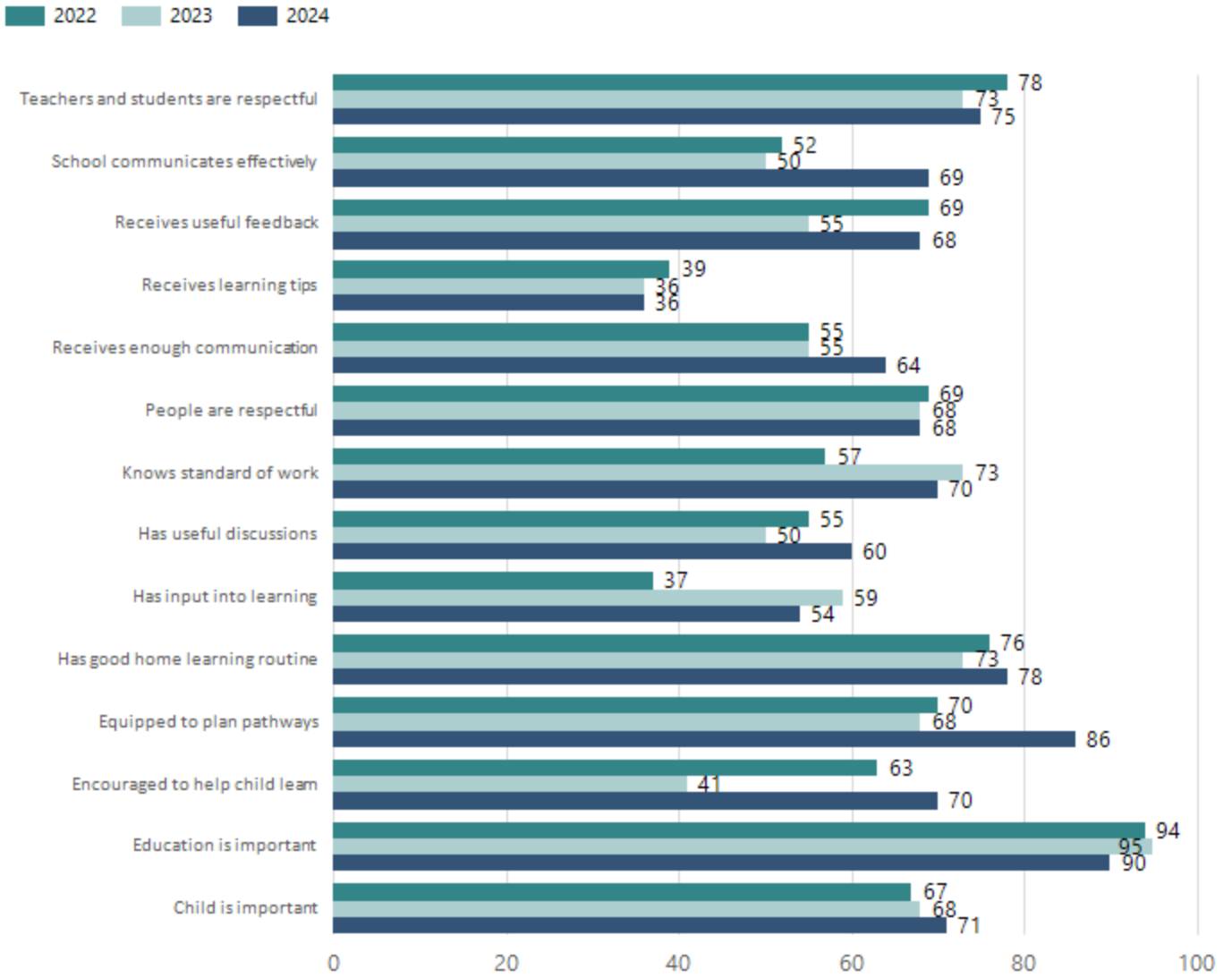
Data Source: Department for Education Attendance Data, Semester 1 Report 2024. A blank cell indicates there we no students enrolled. 'Primary Other' includes students enrolled in specialised education options. 'Secondary Other' includes students who have already spent a year at Year 12 and elected to undertake further study at Year 12.

## Attendance Comment

In South Australia, all children and young people must be in school from 6 years to 16 years old. They must attend a government or non-government school full time. From age 16 to 17 however, young people must attend school or an approved learning program (such as an apprenticeship, traineeship, accredited course or university). Schools and parents must encourage and support students to come to school every day. Parents and caregivers must make sure their child is enrolled in a school, and attends school all day and everyday it is open, unless a child is sick or has an approved exemption. Teachers and leaders actively follow up when a student misses school, including recording all absences and non-attendance. All schools in South Australia have local attendance procedures governed under the Education and Children's Services Regulations 2020.

# School Parent Opinion Survey Results

Proportion of agree/strongly agree response(%)



Data Source: 2024 Department for Education Parent Opinions Survey, Term 3 2024.

# Intended Destination

Leave Reason	Number	%
NG - ATTENDING NON-GOV SCHOOL IN SA	6	24.0%
TG - TRANSFERRED TO SA GOVERNMENT SCHOOL	19	76.0%

Data Source: Department for Education Destination Data Report, 2024. Data extract term 3 2024. Data shows recorded destinations for students that left the school in the previous year. Data is uploaded by schools in term 3 and may not reflect final or total figures at time of report creation.

# Highest Qualifications held by the teaching workforce and workforce composition

All teachers at this school are qualified and registered with the SA Teachers Registration Board.

Qualification Level	Number of Qualifications
Bachelor's degrees or Diplomas	12
Postgraduate Qualifications	5

Data Source: Data extracted from Mandatory Workforce Information Collections as on the last pay date of June 2024. As self-reported by staff in the system.

Please note: Data includes staff who are Actively employed and on extended paid leave. Please note only the highest qualification of the Teaching staff is reported. Excludes any number of other certifications earned.

## Workforce composition including indigenous staff

	Teaching Staff		Non-Teaching Staff	
	Indigenous	Non-Indigenous	Indigenous	Non-Indigenous
Full-Time Equivalents	0.0	16.0	0.0	7.2
Persons	0.0	18.0	0.0	12.0

Data Source: Data extracted from Mandatory Workforce Information Collection as on the last pay date of June 2024.

Please note: Data includes staff who are actively employed and on extended paid leave. "Indigenous category" is self-reported by staff in the system.

## Financial Statement

Funding Source	Amount
Grants: State	\$3,030,293.95
Grants: Commonwealth	\$9,050
Parent Contributions	\$66,173.12
Fund Raising	\$12,957.05
Other	\$67,845.86

Data Source: School supplied data.